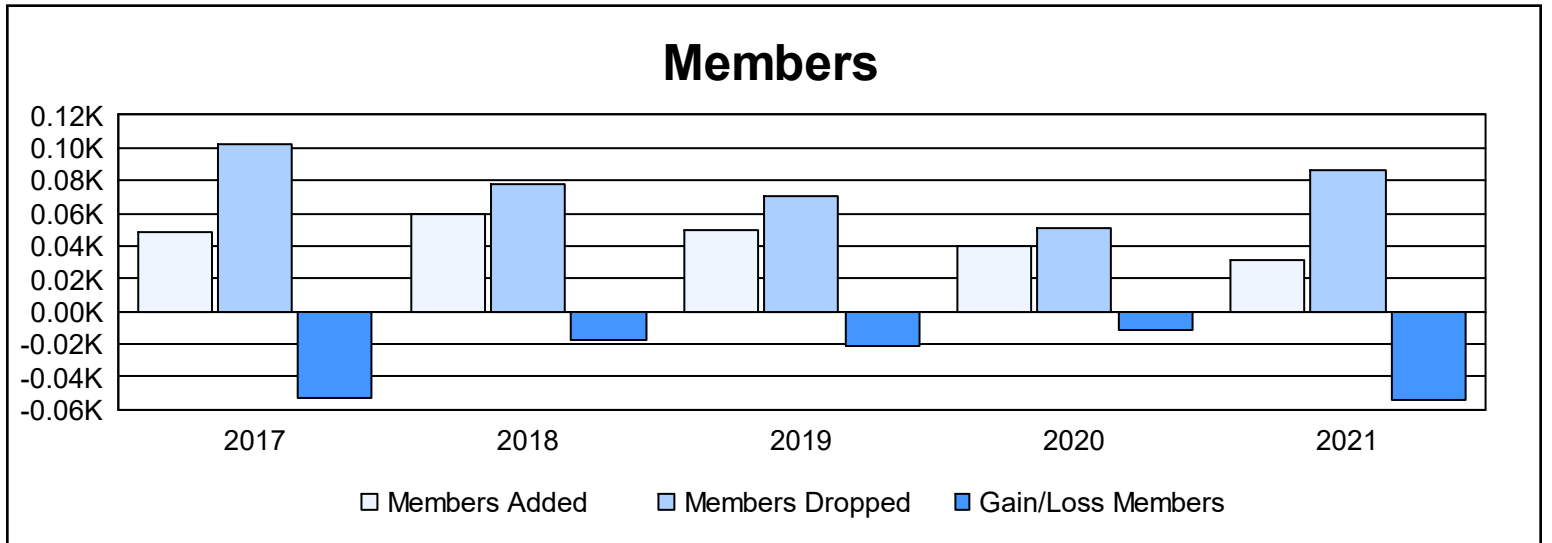
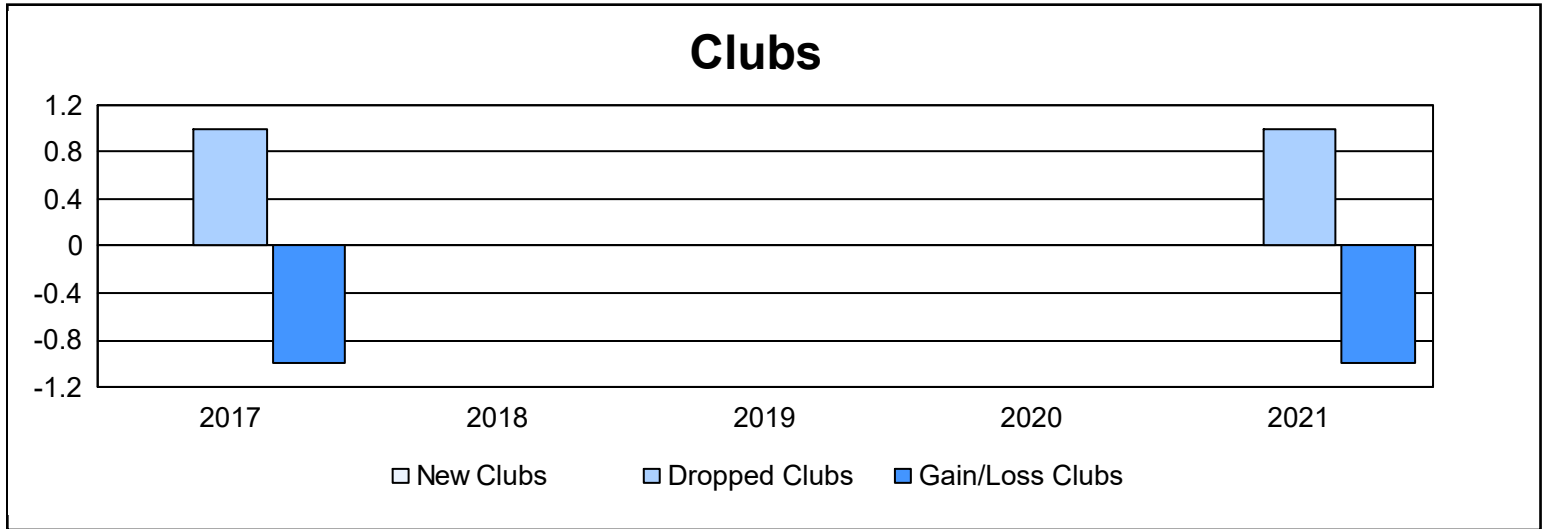
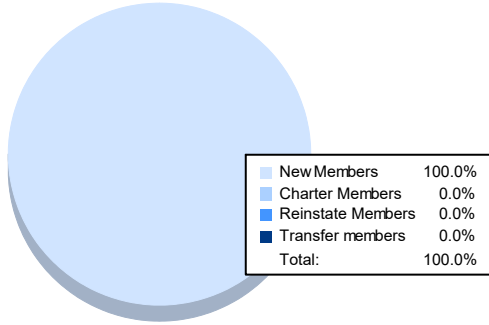


| Year | New Clubs | Dropped Clubs | Gain/ Loss Clubs | New Members | Charter Members | Reinstate Members | Transfer Members | Total Member Added | Total Members Dropped | Gain/ Loss Members |
|----------------|-----------|---------------|------------------|-------------|-----------------|-------------------|------------------|--------------------|-----------------------|--------------------|
| 2016-2017 | 0 | 1 | -1 | 36 | 2 | 6 | 5 | 49 | 102 | -53 |
| 2017-2018 | 0 | 0 | 0 | 51 | 0 | 5 | 4 | 60 | 78 | -18 |
| 2018-2019 | 0 | 0 | 0 | 47 | 0 | 1 | 2 | 50 | 71 | -21 |
| 2019-2020 | 0 | 0 | 0 | 37 | 0 | 1 | 2 | 40 | 51 | -11 |
| 2020-2021 | 0 | 1 | -1 | 32 | 0 | 0 | 0 | 32 | 86 | -54 |
| Average | 0 | 0 | 0 | 41 | 0 | 3 | 3 | 46 | 78 | -31 |



Membership Composition June 2021 Cumulative



Gender Composition June 2021 Cumulative

